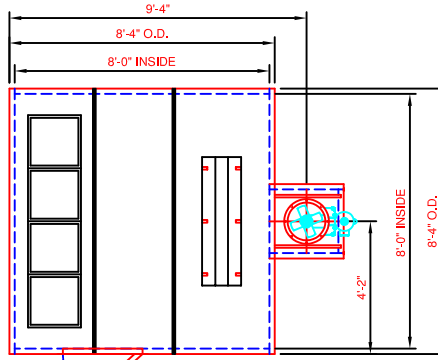
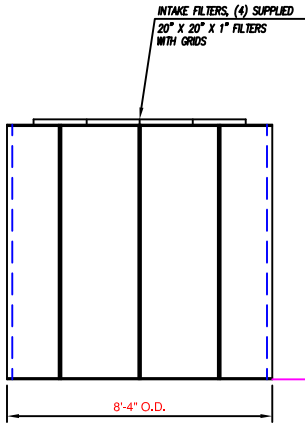


THE ASSEMBLY DRAWINGS YOU HAVE RECEIVED ARE IN A GENERIC FORMAT. OPTIONAL ACCESSORIES MAY NOT BE SHOWN AS PROVIDED. PLEASE REFER TO YOUR PURCHASE ORDER FOR A COMPLETE DESCRIPTION OF YOUR BOOTH ORDER.

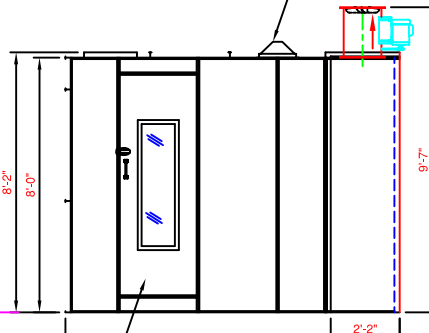
SEE ORDER ACKNOWLEDGEMENT FOR COMPLETE LIST OF PROVIDED STACK COMPONENTS



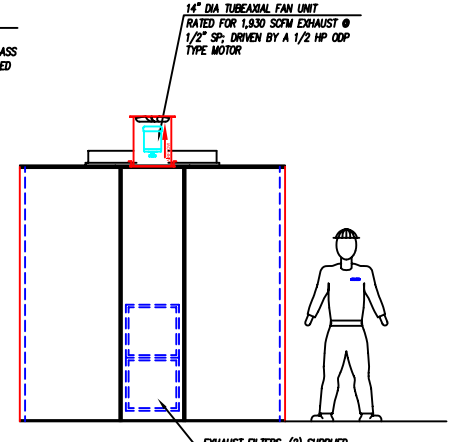
PLAN VIEW



END VIEW



SIDE ELEVATION



END VIEW

COLMET PMR-0808-08 SPRAY BOOTH MFG. IN ACCORDANCE WITH IFC-2000 SECTION 1504.1.2.1 THROUGH 1504.1.2.2, SECTION 1504.2.3, SECTION 1504.2.5, SECTION 1504.2.7, SECTION 1504.3, SECTION 1504.3.1, SECTION 1504.3.2, AND NFPA-33

BOOTH WALLS & CEILING PANELS FABRICATED OF G-90, 18 GA. GALVANIZED STEEL IN ACCORDANCE WITH THE IFC-2000 SECTION 1504.1.2.1 & NFPA -33 CHAPTER 3.1

PERSONNEL ACCESS DOOR 30" X 84" WITH OBSERVATION WINDOW, LATCH AND HANDLE

LIGHT FIXTURES, (1) SUPPLIED FOUR TUBE 48", 32 WATT FIXTURES MOUNTED BEHIND CLEAR TEMPERED GLASS PANES, "UL" RATED FOR THEIR INTENDED USE AND PLACEMENT, (1 OPEN TYPE)

14" DIA TUBULAR FAN UNIT RATED FOR 1,530 SCFM EXHAUST @ 1/2" SP. DRIVEN BY A 1/2 HP ODP TYPE MOTOR

EXHAUST FILTERS, (2) SUPPLIED 20" X 20" X 2" FILTERS WITH GRIDS

REV.#	DESCRIPTION	BY:	DATE	DESIGNED BY

COLMET
spray booths

DESIGNED BY	COLMET
CHECKED BY	COLMET
DATE	01/30/2008
PROJECT	PMR-0808-08
FILE	113-0808-08-01-01
DRWING	113-0808-08-01-01
SHEET OF	1 2